

Harrietsham ATC 2, Church Road

Produced by Streetwise Services Ltd.

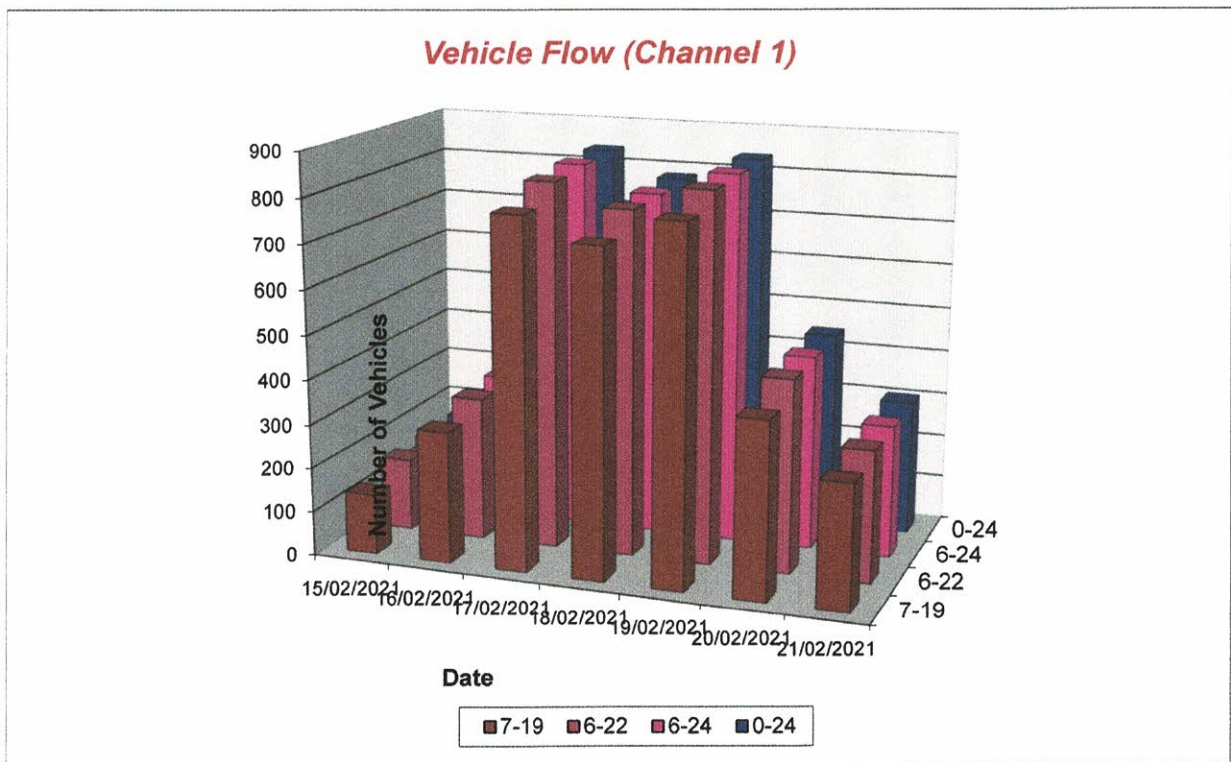


Channel 1 - Northbound

Vehicle Flow

Week 1

Hr Ending	15/02/2021 Monday	16/02/2021 Tuesday	17/02/2021 Wednesday	18/02/2021 Thursday	19/02/2021 Friday	20/02/2021 Saturday	21/02/2021 Sunday	5 Day Ave	7 Day Ave
1	0	0	1	0	1	2	2	0	1
2	1	0	0	1	1	1	0	1	1
3	0	0	0	0	0	0	1	0	0
4	0	1	0	0	0	1	0	0	0
5	1	2	1	0	1	0	1	1	1
6	3	1	2	2	1	2	0	2	2
7	10	5	9	10	8	2	1	8	6
8	16	10	25	33	36	17	7	24	21
9	32	12	83	69	80	20	7	55	43
10	16	14	94	66	88	29	20	56	47
11	1	12	52	56	63	47	22	37	36
12	0	28	90	83	91	35	33	58	51
13	6	40	74	56	71	38	37	49	46
14	10	33	90	94	90	53	34	63	58
15	8	28	69	67	77	42	35	50	47
16	13	34	88	89	90	32	25	63	53
17	15	35	63	62	43	29	28	44	39
18	10	39	31	32	38	29	19	30	28
19	7	14	27	24	28	28	14	20	20
20	10	9	15	18	10	21	6	12	13
21	6	9	12	7	10	9	6	9	8
22	2	2	2	10	5	4	4	4	4
23	1	2	6	1	1	2	1	2	2
24	0	0	3	1	3	1	1	1	1
7-19	134	299	786	731	795	399	281	549	489
6-22	162	324	824	776	828	435	298	583	521
6-24	163	326	833	778	832	438	300	586	524
0-24	168	330	837	781	836	444	304	590	529



Harrietsham ATC 2, Church Road

Produced by Streetwise Services Ltd.



Channel 1 - Northbound

Average Speed

Week 1

Hr Ending	15/02/2021 Monday	16/02/2021 Tuesday	17/02/2021 Wednesday	18/02/2021 Thursday	19/02/2021 Friday	20/02/2021 Saturday	21/02/2021 Sunday
1	-	-	23.0	-	23.0	28.0	28.0
2	28.0	-	-	28.0	23.0	23.0	-
3	-	-	-	-	-	-	28.0
4	-	18.0	-	-	-	33.0	-
5	18.0	30.5	38.0	-	18.0	-	33.0
6	24.7	28.0	33.0	28.0	43.0	25.5	-
7	21.5	25.0	30.2	27.0	29.9	25.5	28.0
8	19.6	25.0	24.8	25.6	26.1	27.4	27.3
9	21.8	20.5	22.6	23.1	22.4	25.0	24.4
10	14.3	13.7	21.6	22.2	20.0	25.8	25.8
11	23.0	16.1	21.8	22.6	22.4	25.0	23.5
12	-	17.5	21.5	22.2	20.9	23.9	24.2
13	13.3	25.4	22.9	23.4	21.7	26.4	25.6
14	14.5	25.4	21.6	22.1	21.3	23.4	24.7
15	20.8	26.2	20.9	20.5	19.4	22.6	22.1
16	19.3	26.0	20.6	20.9	21.4	25.2	21.6
17	22.7	26.4	23.3	21.9	25.0	25.4	26.1
18	19.7	26.3	24.0	24.6	27.6	23.2	25.1
19	25.9	28.7	27.0	27.4	28.2	23.4	25.1
20	23.0	26.9	26.0	27.4	27.5	26.6	24.7
21	24.7	26.3	23.6	25.9	28.0	26.9	28.0
22	28.0	30.5	14.0	27.0	26.0	25.5	24.2
23	23.0	23.0	30.5	23.0	28.0	25.5	28.0
24	-	-	28.0	23.0	29.7	28.0	33.0

10-12	23.0	17.1	21.6	22.4	21.5	24.5	23.9
14-16	19.9	26.1	20.7	20.7	20.5	23.7	21.9
0-24	20.3	24.3	22.4	22.8	22.4	24.7	24.6

7 Day Ave 23.1

85th Percentile

Hr Ending	15/02/2021 Monday	16/02/2021 Tuesday	17/02/2021 Wednesday	18/02/2021 Thursday	19/02/2021 Friday	20/02/2021 Saturday	21/02/2021 Sunday
1	-	-	23.1	-	23.4	33.8	28.5
2	28.7	-	-	28.5	23.4	23.0	-
3	-	-	-	-	-	-	28.2
4	-	18.1	-	-	-	33.2	-
5	18.5	33.6	38.1	-	18.3	-	33.3
6	28.6	28.5	38.8	38.9	43.1	28.1	-
7	23.3	33.3	33.3	33.3	33.2	28.1	28.1
8	23.3	28.6	28.0	33.8	29.0	33.3	28.6
9	28.8	23.6	28.3	28.4	28.1	28.1	28.2
10	18.0	23.3	28.4	28.3	23.4	28.0	28.9
11	23.8	28.3	28.3	28.9	28.4	28.5	28.1
12	-	23.8	28.9	28.6	28.5	28.7	28.4
13	18.8	28.8	29.0	28.6	28.2	33.5	28.3
14	18.7	28.6	28.4	28.4	28.5	28.8	33.9
15	28.0	34.0	28.3	23.1	28.3	28.1	28.8
16	28.4	28.9	23.2	28.6	28.6	33.2	28.3
17	28.9	33.2	28.2	23.7	33.5	33.7	33.7
18	28.8	33.7	28.6	28.9	33.2	28.5	33.3
19	28.4	34.0	33.4	33.8	38.9	28.4	33.1
20	29.0	33.2	33.4	33.0	38.7	33.1	33.0
21	28.9	33.5	33.7	28.5	33.5	28.7	33.3
22	28.1	33.1	23.3	33.9	33.4	28.9	28.8
23	23.9	24.0	43.6	23.4	28.1	28.5	28.3
24	-	-	28.2	23.7	33.8	28.1	33.2

10-12	23.4	23.7	28.2	28.5	28.5	28.8	28.5
14-16	28.5	33.0	28.6	23.5	28.8	28.4	28.3
0-24	28.8	28.6	28.1	28.5	28.6	28.5	28.3

7 Day Ave 28.5

Harrietsham ATC 2, Church Road

Produced by Streetwise Services Ltd.

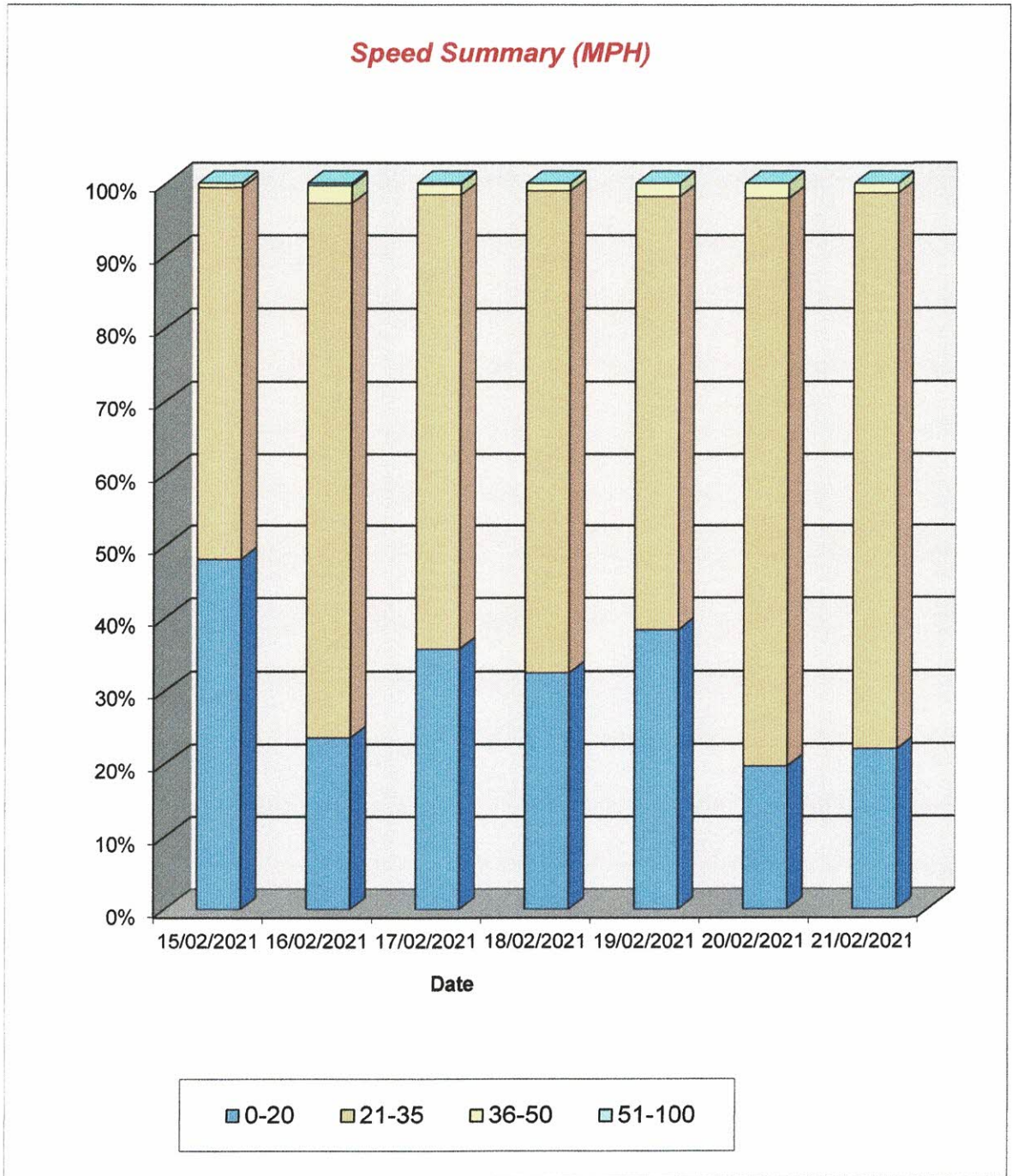


Channel 1 - Northbound

Speed Summary

Week 1

Speed (MPH)	15/02/2021 Monday	16/02/2021 Tuesday	17/02/2021 Wednesday	18/02/2021 Thursday	19/02/2021 Friday	20/02/2021 Saturday	21/02/2021 Sunday
0-20	81	78	300	254	321	87	67
21-35	86	243	524	519	500	348	233
36-50	1	8	12	8	15	9	4
51-100	0	1	1	0	0	0	0
TOTAL	168	330	837	781	836	444	304



Harrietsham ATC 2, Church Road

Produced by Streetwise Services Ltd.



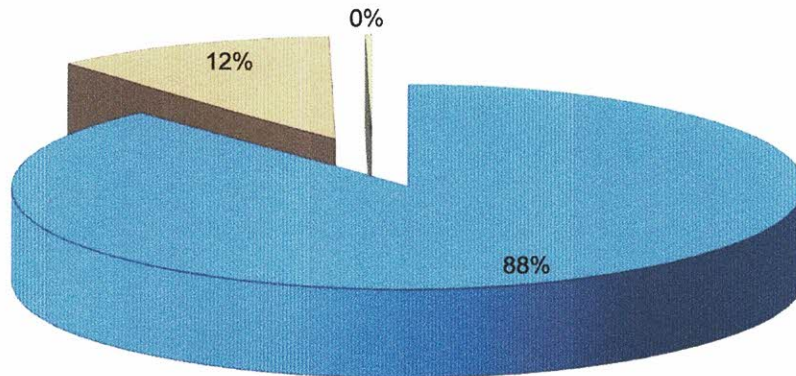
Channel 1 - Northbound

Vehicle Class

Week 1

Classes Day / Time	Car / LGV / Caravan - 1	OGV1 / Bus - 2,3,5,6,7,12	OGV2 - 4,8,9,10,11,13	TOTAL - 1-13
15/02/2021				
7-19	105	29	0	134
6-22	124	38	0	162
6-24	125	38	0	163
0-24	127	41	0	168
16/02/2021				
7-19	254	45	0	299
6-22	277	47	0	324
6-24	278	48	0	326
0-24	280	50	0	330
17/02/2021				
7-19	711	75	0	786
6-22	741	83	0	824
6-24	750	83	0	833
0-24	753	84	0	837
18/02/2021				
7-19	643	83	5	731
6-22	684	87	5	776
6-24	686	87	5	778
0-24	689	87	5	781
19/02/2021				
7-19	698	97	0	795
6-22	728	100	0	828
6-24	732	100	0	832
0-24	735	101	0	836
20/02/2021				
7-19	360	36	3	399
6-22	390	42	3	435
6-24	393	42	3	438
0-24	399	42	3	444
21/02/2021				
7-19	259	20	2	281
6-22	274	22	2	298
6-24	276	22	2	300
0-24	280	22	2	304
Average				
7-19	433	55	1	489
6-22	460	60	1	521
6-24	463	60	1	524
0-24	466	61	1	529

Total Vehicle Class Distribution



Harrietsham ATC 2, Church Road

Produced by Streetwise Services Ltd.

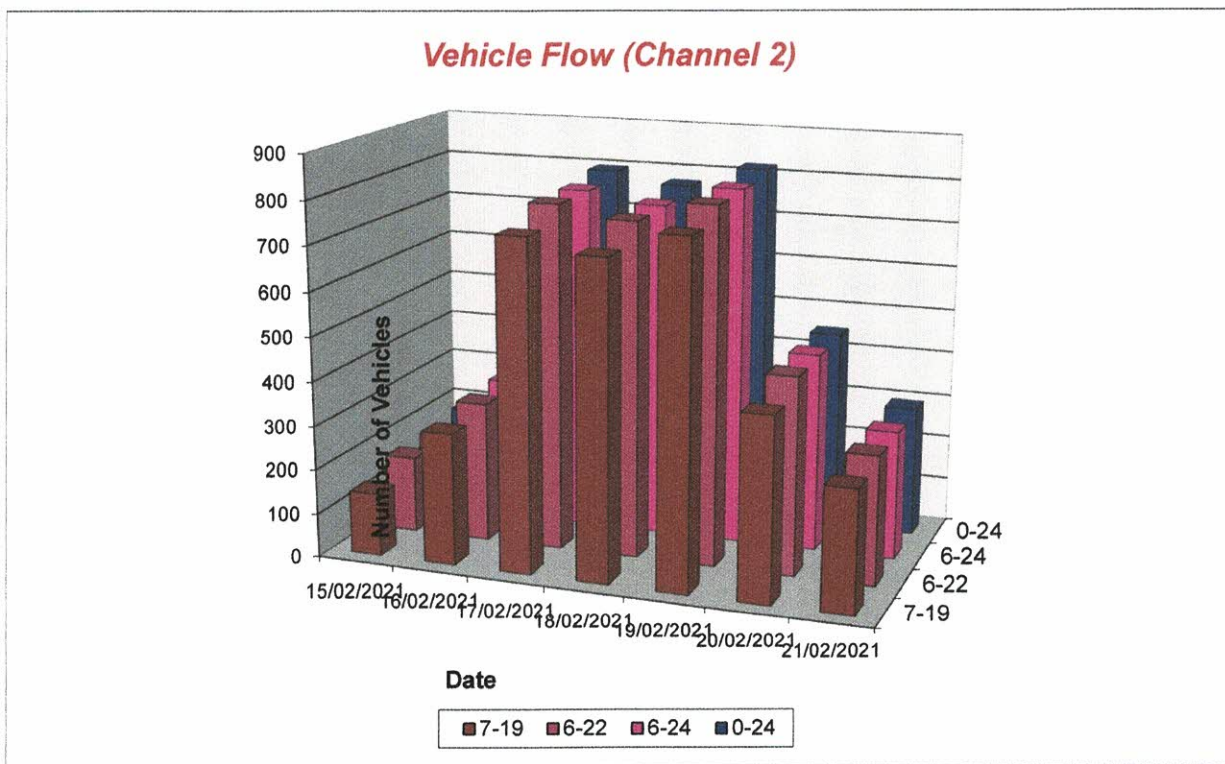


Channel 2 - Southbound

Vehicle Flow

Week 1

Hr Ending	15/02/2021 Monday	16/02/2021 Tuesday	17/02/2021 Wednesday	18/02/2021 Thursday	19/02/2021 Friday	20/02/2021 Saturday	21/02/2021 Sunday	5 Day Ave	7 Day Ave
1	0	0	0	0	1	0	2	0	0
2	1	1	1	1	0	0	1	1	1
3	0	0	1	1	0	0	0	0	0
4	0	0	1	0	0	0	0	0	0
5	3	4	4	3	5	1	1	4	3
6	11	5	8	10	8	1	1	8	6
7	13	5	15	18	15	5	1	13	10
8	28	16	37	35	31	13	7	29	24
9	24	15	42	43	44	27	4	34	28
10	12	8	93	86	105	27	19	61	50
11	0	35	79	59	77	36	32	50	45
12	0	37	88	74	84	46	37	57	52
13	9	40	68	78	74	47	31	54	50
14	10	26	78	64	60	39	28	48	44
15	10	29	82	89	98	39	26	62	53
16	17	34	50	58	63	34	22	44	40
17	11	20	69	75	78	48	26	51	47
18	17	25	36	38	36	28	28	30	30
19	4	13	20	12	17	28	15	13	16
20	5	12	8	9	14	12	7	10	10
21	7	3	12	7	4	13	4	7	7
22	3	0	4	9	1	3	2	3	3
23	0	3	0	2	4	1	0	2	1
24	2	0	0	1	0	0	0	1	0
7-19	142	298	742	711	767	412	275	532	478
6-22	170	318	781	754	801	445	289	565	508
6-24	172	321	781	757	805	446	289	567	510
0-24	187	331	796	772	819	448	294	581	521



Harrietsham ATC 2, Church Road

Produced by Streetwise Services Ltd.



Channel 2 - Southbound

Average Speed

Week 1

Hr Ending	15/02/2021 Monday	16/02/2021 Tuesday	17/02/2021 Wednesday	18/02/2021 Thursday	19/02/2021 Friday	20/02/2021 Saturday	21/02/2021 Sunday
1	-	-	-	-	28.0	-	28.0
2	23.0	28.0	33.0	33.0	-	-	33.0
3	-	-	33.0	28.0	-	-	-
4	-	-	38.0	-	-	-	-
5	23.0	26.8	30.5	31.3	34.0	38.0	38.0
6	20.7	21.0	30.5	30.0	32.4	28.0	28.0
7	21.5	25.0	28.0	27.6	29.7	36.5	38.0
8	20.9	24.2	26.5	26.6	27.7	28.4	27.3
9	22.6	25.0	24.4	23.7	23.3	25.8	28.0
10	18.8	18.6	21.1	21.2	20.6	27.3	26.4
11	-	20.4	22.0	21.8	22.3	25.9	26.3
12	-	19.9	20.6	20.6	19.5	27.6	26.8
13	9.1	24.6	22.4	22.3	20.0	27.6	25.1
14	14.2	23.5	21.6	22.6	20.8	24.8	24.4
15	20.0	25.2	21.0	19.7	20.4	23.2	24.4
16	22.4	24.5	20.3	18.8	21.0	26.8	22.8
17	23.5	25.5	20.2	21.6	20.9	24.4	22.7
18	21.5	26.2	24.8	25.5	26.3	24.8	26.8
19	23.0	28.4	27.0	26.8	28.6	23.8	28.0
20	26.0	28.0	23.6	27.4	29.1	26.8	25.1
21	26.6	28.0	24.2	28.7	30.5	30.3	33.0
22	24.7	-	19.2	31.6	28.0	28.0	20.5
23	-	28.0	-	30.5	31.8	43.0	-
24	28.0	-	-	33.0	-	-	-

10-12	-	20.2	21.2	21.1	20.8	26.8	26.6
14-16	21.5	24.8	20.7	19.4	20.7	24.9	23.7
0-24	21.0	23.9	22.3	22.4	22.1	26.1	25.6

7 Day Ave 23.3

85th Percentile

Hr Ending	15/02/2021 Monday	16/02/2021 Tuesday	17/02/2021 Wednesday	18/02/2021 Thursday	19/02/2021 Friday	20/02/2021 Saturday	21/02/2021 Sunday
1	-	-	-	-	28.4	-	28.5
2	23.0	29.0	33.4	33.2	-	-	33.8
3	-	-	33.5	29.0	-	-	-
4	-	-	38.2	-	-	-	-
5	23.5	33.1	33.6	38.1	38.4	38.2	38.8
6	23.2	23.0	38.5	33.1	38.3	28.4	28.3
7	28.9	33.3	33.7	33.8	34.0	55.9	39.0
8	28.6	28.5	33.9	33.4	33.8	38.3	28.8
9	28.8	28.9	28.4	28.5	28.7	33.5	33.7
10	23.9	23.5	28.3	28.1	28.4	33.1	33.9
11	-	23.4	28.3	28.1	28.7	33.5	33.9
12	-	23.8	23.2	28.2	23.3	34.0	33.4
13	13.3	33.8	28.5	28.0	23.4	33.6	33.1
14	18.5	28.7	28.2	28.7	23.4	28.9	29.0
15	28.1	33.7	23.6	23.5	28.9	28.7	28.8
16	28.6	34.0	28.4	28.6	28.1	33.4	28.7
17	28.4	28.3	23.9	28.2	28.6	33.7	28.4
18	29.0	33.5	28.5	33.5	33.3	33.1	33.0
19	33.1	38.4	38.2	33.7	38.1	28.8	33.2
20	38.9	33.7	33.7	33.8	38.2	33.7	33.2
21	33.6	43.2	28.7	38.4	33.1	38.5	48.5
22	33.3	-	33.6	43.9	28.4	38.2	23.4
23	-	33.4	-	33.7	39.0	43.2	-
24	28.1	-	-	33.1	-	-	-

10-12	-	23.5	23.8	28.6	23.5	33.3	33.1
14-16	28.5	33.8	28.2	23.7	28.5	33.8	28.3
0-24	28.2	33.5	28.8	28.0	29.0	33.1	33.6

7 Day Ave 30.6

Harrietsham ATC 2, Church Road

Produced by Streetwise Services Ltd.

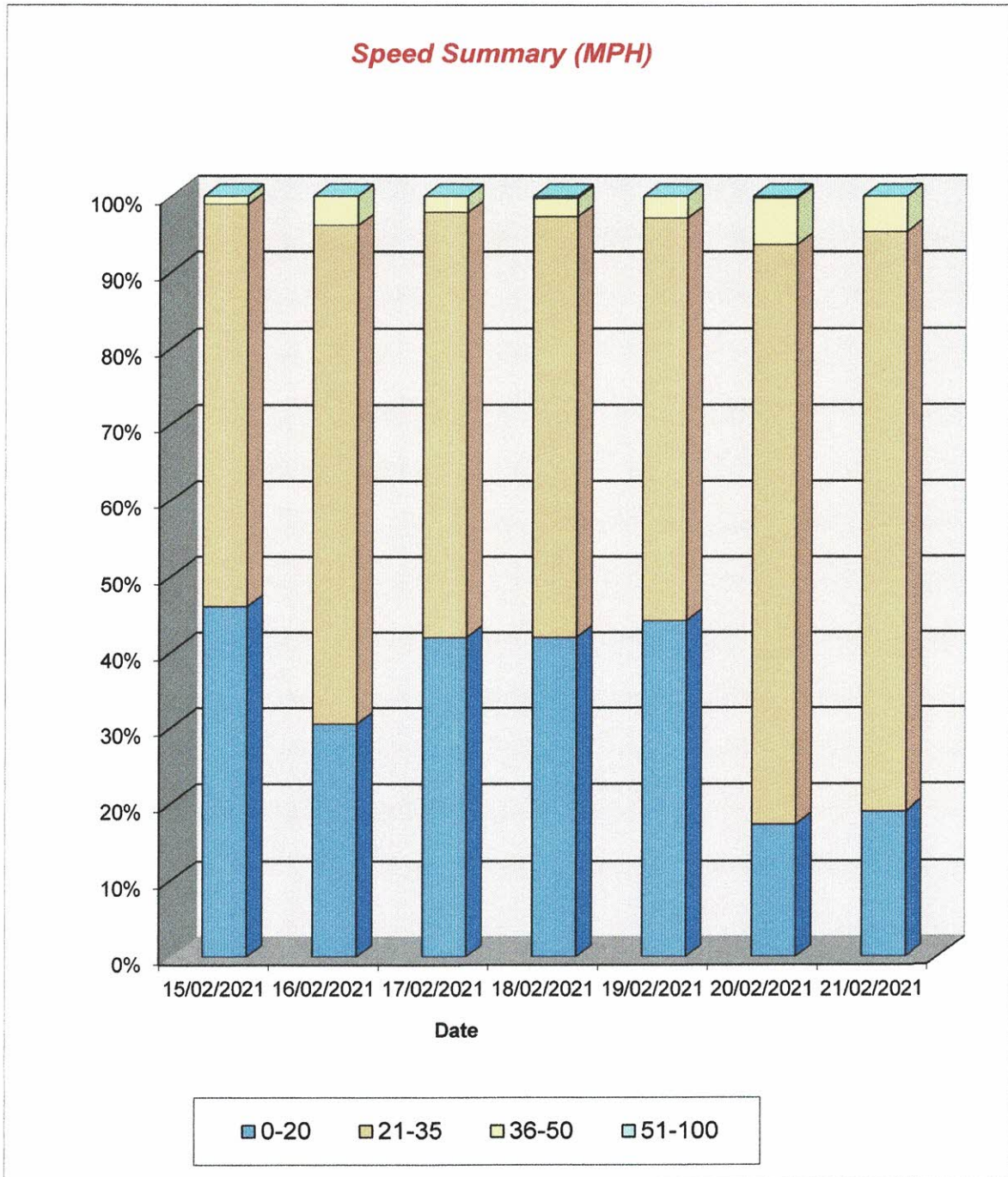


Channel 2 - Southbound

Speed Summary

Week 1

Speed (MPH)	15/02/2021 Monday	16/02/2021 Tuesday	17/02/2021 Wednesday	18/02/2021 Thursday	19/02/2021 Friday	20/02/2021 Saturday	21/02/2021 Sunday
0-20	86	101	334	324	361	78	56
21-35	99	217	445	427	434	341	224
36-50	2	13	17	19	24	28	14
51-100	0	0	0	2	0	1	0
TOTAL	187	331	796	772	819	448	294



Harrietsham ATC 2, Church Road

Produced by Streetwise Services Ltd.



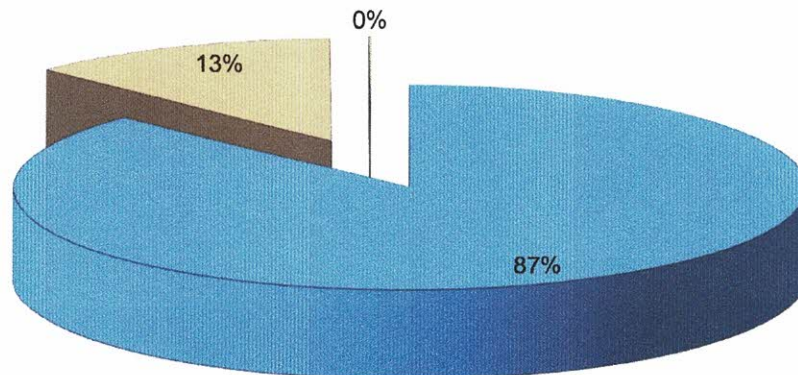
Channel 2 - Southbound

Vehicle Class

Week 1

Classes Day / Time	Car / LGV / Caravan - 1	OGV1 / Bus - 2,3,5,6,7,12	OGV2 - 4,8,9,10,11,13	TOTAL - 1-13
15/02/2021				
7-19	105	37	0	142
6-22	126	44	0	170
6-24	128	44	0	172
0-24	140	47	0	187
16/02/2021				
7-19	233	65	0	298
6-22	250	68	0	318
6-24	252	69	0	321
0-24	262	69	0	331
17/02/2021				
7-19	672	70	0	742
6-22	705	76	0	781
6-24	705	76	0	781
0-24	719	77	0	796
18/02/2021				
7-19	618	92	1	711
6-22	655	98	1	754
6-24	657	99	1	757
0-24	671	100	1	772
19/02/2021				
7-19	672	94	1	767
6-22	703	97	1	801
6-24	706	98	1	805
0-24	720	98	1	819
20/02/2021				
7-19	367	44	1	412
6-22	395	49	1	445
6-24	396	49	1	446
0-24	398	49	1	448
21/02/2021				
7-19	254	21	0	275
6-22	265	24	0	289
6-24	265	24	0	289
0-24	269	25	0	294
Average				
7-19	417	60	0	478
6-22	443	65	0	508
6-24	444	66	0	510
0-24	454	66	0	521

Total Vehicle Class Distribution





Channel 1 - Northbound

	15/02/2021 Monday	16/02/2021 Tuesday	17/02/2021 Wednesday	18/02/2021 Thursday	19/02/2021 Friday	20/02/2021 Saturday	21/02/2021 Sunday	6-DAY MEAN	7-DAY MEAN
0000-2400 Vehicle Flow	188	330	837	781	836	444	304	590	529
Mean Speed	20.3	24.3	22.4	22.8	22.4	24.7	24.6	22.4	23.1
85%ile Speed	28.8	28.6	28.1	28.5	28.6	28.5	28.3	28.5	28.5
No. Vehicles > 30 MPH Limit	3	43	46	52	60	58	33	41	42
% Vehicles > 30 MPH Limit	1.8	13.0	5.5	6.7	7.2	13.1	10.9	6.8	8.3
No. Vehicles > 45 MPH	0	1	1	0	0	0	0	0	0
% Vehicles > 45 MPH	0.0	0.3	0.1	0.0	0.0	0.0	0.0	0.1	0.1

Channel 2 - Southbound

	15/02/2021 Monday	16/02/2021 Tuesday	17/02/2021 Wednesday	18/02/2021 Thursday	19/02/2021 Friday	20/02/2021 Saturday	21/02/2021 Sunday	5-DAY MEAN	7-DAY MEAN
0000-2400 Vehicle Flow	187	331	796	772	819	448	294	581	521
Mean Speed	21.0	23.9	22.3	22.4	22.1	26.1	25.6	22.3	23.3
85%ile Speed	28.2	33.5	28.8	28.0	29.0	33.1	33.6	29.5	30.6
No. Vehicles > 30 MPH Limit	8	41	69	86	73	96	48	66	60
% Vehicles > 30 MPH Limit	4.3	12.4	8.7	11.1	8.9	21.4	16.3	9.1	11.9
No. Vehicles > 45 MPH	0	0	1	3	2	1	2	1	1
% Vehicles > 45 MPH	0.0	0.0	0.1	0.4	0.2	0.2	0.7	0.2	0.2

Channels 1+2 - Northbound & Southbound

	15/02/2021 Monday	16/02/2021 Tuesday	17/02/2021 Wednesday	18/02/2021 Thursday	19/02/2021 Friday	20/02/2021 Saturday	21/02/2021 Sunday	5-DAY MEAN	7-DAY MEAN
0000-2400 Vehicle Flow	355	661	1633	1553	1655	892	598	1171	1050
Mean Speed	20.7	24.1	22.4	22.6	22.3	25.4	25.1	22.4	23.2
85%ile Speed	28.5	31.1	28.4	28.3	28.8	30.8	30.9	29.0	29.5
No. Vehicles > 30 MPH Limit	11	84	115	138	133	154	81	96	102
% Vehicles > 30 MPH Limit	3.1	12.7	7.0	8.9	8.0	17.3	13.5	8.0	10.1
No. Vehicles > 45 MPH	0	1	2	3	2	1	2	2	2
% Vehicles > 45 MPH	0.0	0.2	0.1	0.2	0.1	0.1	0.3	0.1	0.1

Class No	Vehicle Description	Class No	Vehicle Description
1	Car, Light Van Taxi	5	Rigid 2 Axle HGV + 2 Axle (Close coupled) Trailer
1	Light Goods Vehicle	6	Rigid 3 Axle HGV + 2 Axle Drawbar Trailer
1	Car or Light Goods Vehicle + 1 Axle Caravan or Trailer	6	Rigid 3 Axle HGV + 3 Axle Drawbar Trailer
1	Car or Light Goods Vehicle + 2 Axle Caravan or Trailer	7	Aric, 2 Axle Tractor + 1 Axle Semi-Trailer
2	Rigid 2 Axle Heavy Goods Vehicle	8	Aric, 2 Axle Tractor + 2 Axle Semi-Trailer
3	Rigid 3 Axle Heavy Goods Vehicle	9	Aric, 2 Axle Tractor + 3 Axle Semi-Trailer
3	Rigid 3 Axle Heavy Goods Vehicle	10	Aric, 3 Axle Tractor + 1 Axle Semi-Trailer
4	Rigid 4 Axle Heavy Goods Vehicle	10	Aric, 3 Axle Tractor + 2 Axle Semi-Trailer
4	Rigid 4 Axle Heavy Goods Vehicle	11	Aric, 3 Axle Tractor + 3 Axle Semi-Trailer
5	Rigid 2 Axle HGV + 2 Axle Drawbar Trailer	12	Bus or Coach, 2 Axle
5	Rigid 2 Axle HGV + 3 Axle Drawbar Trailer	12	Bus or Coach, 3 Axle
5	Rigid 2 Axle HGV + 1 Axle Caravan or Trailer	13	Vehicle with 7 or more Axles

Harrietsham ATC 2, Church Road

Produced by Streetwise Services Ltd.



Channel 1 - Northbound

	15/02/2021 Monday	16/02/2021 Tuesday	17/02/2021 Wednesday	18/02/2021 Thursday	19/02/2021 Friday	20/02/2021 Saturday	21/02/2021 Sunday	5-DAY MEAN	7-DAY MEAN
Vehicle Flow	95	234	635	585	639	349	243	438	397
Mean Speed	21.5	24.2	25.0	24.4	25.1	25.7	26.3	24.0	24.6
85%ile Speed	24.9	29.2	30.8	29.5	30.1	29.5	30.1	28.9	29.1
No. Vehicles > 30 MPH Limit	3	30	36	38	36	42	25	29	30
% Vehicles > 30 MPH Limit	3.2	12.8	5.7	6.5	5.6	12.0	10.3	6.8	8.0
No. Vehicles > 45 MPH	0	1	1	0	0	0	0	0	0
% Vehicles > 45 MPH	0.0	0.4	0.2	0.0	0.0	0.0	0.0	0.1	0.1

Channel 2 - Southbound

	15/02/2021 Monday	16/02/2021 Tuesday	17/02/2021 Wednesday	18/02/2021 Thursday	19/02/2021 Friday	20/02/2021 Saturday	21/02/2021 Sunday	5-DAY MEAN	7-DAY MEAN
Vehicle Flow	107	255	612	581	630	332	229	437	392
Mean Speed	21.5	24.7	25.6	26.4	26.0	29.2	28.0	24.8	25.9
85%ile Speed	27.0	31.2	31.4	32.1	31.3	35.3	33.0	30.6	31.6
No. Vehicles > 30 MPH Limit	5	31	49	61	50	76	40	39	45
% Vehicles > 30 MPH Limit	4.7	12.2	8.0	10.5	7.9	22.9	17.5	8.7	11.9
No. Vehicles > 45 MPH	0	0	0	3	1	1	2	1	1
% Vehicles > 45 MPH	0.0	0.0	0.0	0.5	0.2	0.3	0.9	0.1	0.3

Channels 1+2 - Northbound & Southbound

	15/02/2021 Monday	16/02/2021 Tuesday	17/02/2021 Wednesday	18/02/2021 Thursday	19/02/2021 Friday	20/02/2021 Saturday	21/02/2021 Sunday	5-DAY MEAN	7-DAY MEAN
Vehicle Flow	202	489	1247	1166	1269	681	472	875	789
Mean Speed	21.5	24.4	25.3	25.4	25.6	27.5	27.2	24.4	25.3
85%ile Speed	25.9	30.2	31.1	30.8	30.7	32.4	31.6	29.7	30.4
No. Vehicles > 30 MPH Limit	8	61	85	99	86	118	65	68	75
% Vehicles > 30 MPH Limit	4.0	12.5	6.8	8.5	6.8	17.3	13.8	7.7	9.9
No. Vehicles > 45 MPH	0	1	1	3	1	1	2	1	1
% Vehicles > 45 MPH	0.0	0.2	0.1	0.3	0.1	0.1	0.4	0.1	0.2

Note: All figures are based on data from the hours 0000-0700, 0900-1600 & 1800-2400.